

# Lesson 1

## Personality



### واژگان جدید:

clever = smart

زرنگ - باهوش



kind ≠ cruel

بی رحم ≠ مهربان



hard - working = industrious

سخت کوش



helpful

مفید - کمک کننده



neat = tidy

تمیز، پاکیزه



upset = unhappy

ناراحت



funny = amusing

بامزه - خنده دار



talkative ≠ quiet

آرام ≠ پرحرف



serious

جدی



angry = annoyed

عصبانی



brave = courageous

شجاع



careful ≠ careless

بی احتیاط ≠ محتاط



rude = impolite

گستاخ - بی ادب



nervous = anxious

عصبی - دستپاچه



selfish

خودخواه - خودپسند



کانون  
فرهنگی  
آموزش  
قلم چی

personality	شخصیت	friend	دوست
cousin = the child of your uncle or aunt	پسر / دختر عمه - پسر / دختر خاله - پسر / دختر دایی - پسر / دختر عمو	really = very	خیلی
best ≠ worst	بدترین ≠ بهترین	great = excellent	عالی
kind = friendly	مهربان	upset ≠ happy	شاد ≠ ناراحت
lesson	درس	patient ≠ impatient	بی تاب ≠ صبور
too – also	نیز - هم چنین	a bit = a little	کمی
rude ≠ polite	مؤدب ≠ بی ادب	forget ≠ remember	به خاطر سپردن ≠ فراموش کردن
neat = clean = tidy	پاکیزه	important	مهم
everybody = everyone	هرکس	thing	چیز
do homework	تکلیف (مشق) انجام دادن	big ≠ small	کوچک ≠ بزرگ
company = (business) firm	شرکت - شرکت (بازرگانی)	problem	مشکل
shy	خجالتی	country	کشور
eraser = rubber	پاک کن	friendly ≠ unfriendly	دوستانه ≠ غیر دوستانه
cold ≠ hot	گرم ≠ سرد	family member	عضو خانواده
classroom = class	کلاس درس	classmate	هم کلاسی
a lot of = many	(تعداد) زیاد	relatives = relations	اقوام - خویشاوندان
good ≠ bad	بد ≠ خوب		



## Practice



۱- جاهای خالی را با کلمات مناسب پر کنید (یک کلمه اضافی است).

like – Iranian – important – rude – company – French – with

1. He always helps his sister ..... her lessons.
2. What's your mother ..... ?
3. My father works for a .....
4. He's not polite. He's .....
5. Mohsen usually forgets ..... things.
6. John is not from Iran. He's .....

۲- گزینه‌ی صحیح را انتخاب کنید.

1. My friend is really .....

- a) hard – work                       b) hard – working  
 c) harding – work                       d) hard – worked

2. Ali is my ..... friend at school.

- a) good                       b) best                       c) well                       d) the best

3. What are Spanish ..... like?

- a) person                       b) people's                       c) personality                       d) people

4. My English teacher is ..... serious.

- a) a bit                       b) a beat                       c) bit                       d) beat

5. His father helps him with his lessons. He's .....

- a) brave                       b) talkative                       c) helpful                       d) angry



۳- جاهای خالی را پر کنید.

1. .... – working
2. Help ..... my lessons
3. .... my homework
4. .... for a company

۴- حروف به هم ریخته را مرتب کنید و کلمه را بنویسید.

- |                  |                  |
|------------------|------------------|
| 1) paitent ..... | 4) curel .....   |
| 2) sriseuo ..... | 5) naet .....    |
| 3) quite .....   | 6) shilfse ..... |

۵- جملات زیر را به هم وصل کنید. (یک عبارت اضافی است).

- |                                  |  |
|----------------------------------|--|
| 1. Who's your best friend?       | <input type="checkbox"/> a) Brave and quiet. |
| 2. What's he like?               | <input type="checkbox"/> b) My cousin.       |
| 3. Is your friend hard – working | <input type="checkbox"/> c) Yes, I know.     |
|                                  | <input type="checkbox"/> d) Sure.            |

۶- مکالمه‌ی زیر را کامل کنید.

Samira : What's our cousin .....

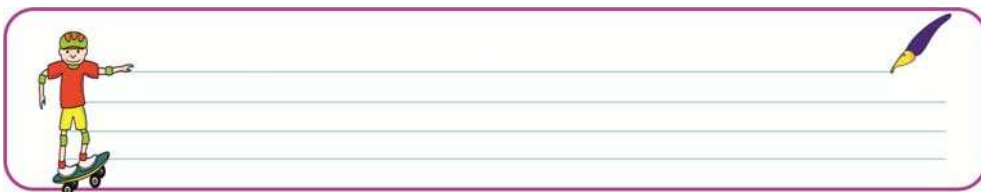
Leila : She's hard – working and kind. Everybody ..... her.

Samira: Is she ....., too?

Leila :Yes , she always helps me..... my English.

۷- متضاد و مترادف کلمات زیر را بنویسید.

- |            |             |              |
|------------|-------------|--------------|
| 1. neat =  | 4. forget ≠ | 7. funny=    |
| 2. quiet ≠ | 5. big ≠    | 8. kind ≠    |
| 3. rude =  | 6. cold ≠   | 9. patient ≠ |



۸- دور کلمه‌ی ناهماهنگ خط بکشید.

- |           |          |          |
|-----------|----------|----------|
| 1. dirty  | clean    | neat     |
| 2. clever | careless | smart    |
| 3. upset  | happy    | funny    |
| 4. a bit  | a lot    | a little |

۹- جملات به هم ریخته را مرتب و سپس بازنویسی کنید.

1. father / usually / her / things / forgets / important / .

---

2. are / many / there / not / the / class / students / in / .

---

3. can / ask / her / you / help / for / .

---

4. is / what / like / best / your / friend / ?

---

5. you / homework / can / Ali / with / help / his / ?

---

۱۰- متن زیر را بخوانید و به سؤال‌ها پاسخ دهید.

Parham is a nervous and quiet student in his class. He has a kind and clever friend. His name is Mahdi.

He Helps Parham with his lessons. Mahdi is a hard – working student. Everybody likes him. He usually helps his classmates.

1. Mahdi is a nervous and kind student.
2. Mahdi is really helpful.
3. Everybody likes Parham.
4. Mahdi is not clever.

True

False










۱۱- به سؤالات زیر پاسخ کامل دهید.

1. What's Mahdi like?

---

2. What's Parham like?

---

3. What does Mahdi help Parham with?

---

4. Is Mahdi a hard-working student in the class?

---

۱۲- گزینه‌ی صحیح را انتخاب کنید.

1. Mahdi is .....

- a) a hard – working teacher
- b) a clever student
- c) Ali's friend at school
- d) helpful and rude student

2. Which sentence is not right?

- a) Parham is not talkative .
- b) Mahdi helps his friends.
- c) Everybody likes the quiet boy, Parham.
- d) Parham and Mahdi are good friends.

3. Which sentence is right?

- a) Parham is Mahdi's cousin.
- b) Parham is kind and talkative.
- c) Parham helps Mahdi with his lessons.
- d) Parham's friend, Mahdi, usually helps his classmates.





## Grammar



**What is ... like?**

**What are ... like?**

We use *“what is/are ... like ?”* to ask about a person's character (e.g. nervous, funny, nice, ...), and we can also use it to ask about places, books, films, ... (e.g. interesting, boring, ...)

بنابراین ما از این ساختار برای پرسش از شخصیت، رفتار یک شخص، یا درباره‌ی توصیف مکان‌ها، کتاب‌ها، فیلم‌ها و یا سایر چیزها استفاده می‌کنیم.

**More examples:**

**What's her new film like?**

**It's really exciting.**

**What's Shiraz like?**

**It's big and beautiful.**

## Practice



۱۲- از کلمات داخل پرانتز برای ساختن سؤال استفاده کنید.

1. (What / Zahra / like)

A: ..... ? B: She's funny and friendly.

2. (What / Erfan / like)

A: ..... ? B: He's not very quiet person.

3. (What / Sina's parents / like)

A: ..... ? B: They're very generous and kind.

4. (What / Mina and Maryam / like)

A: ..... ? B: They are very neat.

5. (What / your aunts / like)

A: ..... ? B: They're a bit serious.

6. ( What / Ali's cousin / like)

A: ..... ? B: He's very helpful, but he's angry.





**نکته:** کلماتی هم چون **kind – angry – funny – cruel** و ... صفت هستند.



### صفت

صفت کلمه‌ای است که اسم را توصیف می‌کند.

### جایگاه

۱. قبل از اسم

۲. بعد از "to be" (am, is, are, was, were) و افعال ربطی

Erfan is a clever student.

**"to be"**

Present (am – is – are)

Past (was – were)

### افعال

feel – seem – sound – look – taste – smell – appear (به نظر رسیدن):

grow - get – become – turn (شدن):

در این مبحث با جایگاه صفت بعد از فعل "to be" آشنا می‌شوید.

صفت + "to be" + فاعل: ساختار

sentences: affirmative


- I **am** happy.
- He / She **is** happy.
- We / You / They **are** happy.

برای سؤالی کردن کافیست فعل "to be" را به ابتدای جمله، یعنی قبل از فاعل انتقال دهید.

Questions:

- Am** I happy?
- Is** he / she happy?
- Are** we/you/they happy?





## Short answers:

Is he happy?	+	Yes, he is.
	-	No, he is not. = No, he isn't. = No, he's not.
Are they funny?	+	Yes, they are.
	-	No, they are not. = No, they aren't. = No, they're not.
Are you upset?	+	Yes, I am.
	-	No, I am not. = No, I'm not.

در پاسخ کوتاه مثبت، همیشه شکل کامل فعل (و نه مخفف) استفاده می‌شود اما در پاسخ کوتاه منفی، هم شکل کامل و هم شکل مخفف به کار برده می‌شود و هر دو مورد (چه مخفف و چه کامل) صحیح است.

**نکته:** هرگاه در جمله‌ی سؤالی، اسم به کار برده شود، در پاسخ کوتاه (چه مثبت و چه منفی) حتماً باید از ضمیرفاعلی استفاده کنید.



## منفی کردن



Is Ali nervous?

- Yes, **he** is.
- No, **he** isn't.

برای منفی کردن این جملات، "not" را به فعل "to be" اضافه می‌کنیم.

I am not happy.

- She / He is not happy.
- We / You / They are not happy.



به جملات منفی زیر توجه کنید:

### Full forms (فرم کامل)

I am not talkative

He is not shy.

She is not happy.

It is not big.

You are not rude.

We are not upset.

They are not angry.

### Contractions (مخفف)

I'm not talkative.

He's not shy. = He isn't shy.

She's not happy. = She isn't happy.

It's not big. = It isn't big.

You're not rude. = You aren't rude.

We're not upset. = We aren't upset.

They're not angry. = They aren't angry.

همانطور که در جملات منفی بالا مشاهده می‌کنید، برای منفی کردن، "not" را به فعل "to be" اضافه می‌کنیم که در am شکل کامل و یک شکل مخفف داریم ولی در سایر اشخاص (They – She – He – It – We – You) یک شکل کامل و دو شکل مخفف داریم و با مشاهده‌ی علامت (=) مساوی متوجه می‌شوید که تمامی شکل‌ها صحیح بوده و می‌توانید هر کدام را که می‌خواهید به کار ببرید.

\* شکل مخفف برای گفتار و فرستادن informal e-mail (ایمیل دوستانه) به کار می‌رود اما شکل کامل، معمولاً برای نوشتار و متون رسمی به کار می‌رود.



Handwriting practice area with a pen icon at the top right and several horizontal lines for writing.



## Practice



۱۴- بر اساس کلمات داخل پرانتز، به سوالات زیر پاسخ دهید (شکل مخفف به کار ببرید).

Answer the questions based on the words in parentheses ( ). Use contractions.

1. What's Mr. Akbari like? (serious)

---



---

2. What's Vali-e-Asr street like? (busy)

---



---

3. What's your uncle like? (funny)

---



---

4. What are Sina and Reza like ? (hard-working)

---



---

5. What is Isfahan like? (interesting – old )

---



---

6. What are your classmates like ? (polite)

---



---





## Grammar

**Examples:**

- 1) There is a student in the room.
- 2) There is a book on the table.
- 3) There is an eraser in the pencil case.
- 4) There are three books under the desk.
- 5) There are many pens on the desk.

**There + to be**

Expresses the idea that something exists in a particular place.

Structure: There + to be + subject + expression of place

(مخفف)

There is = There's (معنا = وجود داشتن)

There are (شکل مخفف ندارد)

There is به معنای وجود داشتن برای اسامی مفرد قابل شمارش و اسامی غیر قابل شمارش به کار می‌رود.

There are برای اسامی جمع به کار می‌رود.

ساختار مفرد:

عبارت مکانی + (فاعل) اسم مفرد قابل شمارش + There + is + a/an/one

ساختار جمع:

عبارت مکانی + (فاعل) اسم جمع + some/many/a lot of / عدد + There + are

همان‌طور که در جملات ۱، ۲ و ۳ در بالا مشاهده کردید واژه‌های (student, book, eraser) مفرد و قابل شمارش هستند. لذا از "There is" استفاده کردیم. در جملات ۴ و ۵ واژه‌های (pens, books) جمع هستند، بنابراین از "There are" استفاده کردیم.



بیشتر بدانیم:



هرگاه اسم، قابل شمارش ، مفرد و نکره باشد ( برای گوینده و شنونده شناخته شده نباشد) از حرف تعریف a/an استفاده می‌کنیم. اگر حرف اول کلمه با vowels (a-o-i-e-u) و یا صدای این حروف آغاز شود، از حرف تعریف "an" و برای سایر کلمات از حرف تعریف "a" استفاده می‌کنیم. در صورتی که اسم به همراه صفت باشد برای اضافه کردن "a/an" به حرف اول صفت توجه کرده و بر اساس آن از "a" و یا "an" استفاده می‌کنیم.

## Examples:

یک پاک کن	an eraser
یک کتاب	a book
یک ساعت	an hour ("h" is silent)
یک دانشگاه	a university
یک کشاورز عصبانی	an <u>angry farmer</u>
	اسم صفت



۲۰



اسم صفت



در واژه‌ی "hour" همان‌طور که مشاهده کردید با "h" شروع شده ولی "h" صدا ندارد (silent) است و در "university" (u) با صدای "Vowel" شروع نشده است، بنابراین از "a" استفاده می‌شود. می‌توانیم از one به جای هردوی آنها "a/an" نیز استفاده کنیم.

One book

One eraser

هرگاه اسم قابل شمارش و جمع (یعنی بیشتر از یکی) باشد، از "There are" استفاده می‌کنیم.

There are two books on the desk.

There are some apples in the basket.

## Practice



## 15- Circle the correct completions.

1. There (is / are) a lot of coconuts in the basket.
2. There (is / are) a car in the garage.
3. There (is / are) many women in that office.
4. There (is / are) some students in the classroom.
5. There (is / are) seven days in a week.

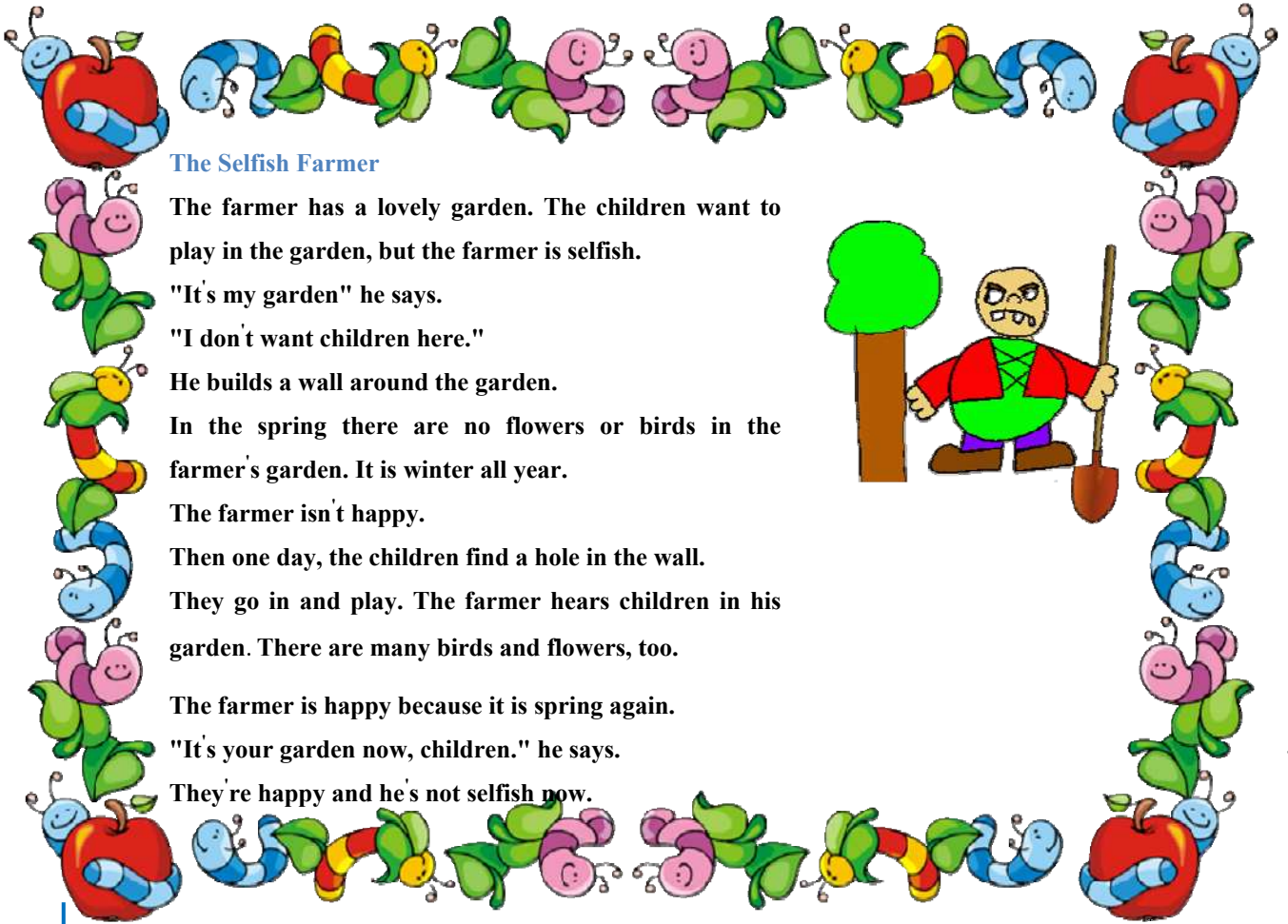
## 16- Write "a" or "an" in the blanks.

1. .... pen
2. .... notebook
3. .... umbrella
4. .... nice teacher
5. .... nervous boy
6. .... clever student
7. .... Iranian actor
8. .... pink eraser
9. .... big classroom
10. .... angry man

## 17- Complete the sentences with "There's a/an" or "There are".

1. .... polite student in the classroom.
2. .... camera on the table.
3. .... some students in the classroom.
4. .... two hard-working teachers.
5. .... apple in the basket.
6. .... many careful drivers.
7. .... happy girls in the classroom.
8. .... big company near our house.
9. .... pineapple on the counter.
10. .... ruler on the desk.





### The Selfish Farmer

The farmer has a lovely garden. The children want to play in the garden, but the farmer is selfish.

"It's my garden" he says.

"I don't want children here."

He builds a wall around the garden.

In the spring there are no flowers or birds in the farmer's garden. It is winter all year.

The farmer isn't happy.

Then one day, the children find a hole in the wall.

They go in and play. The farmer hears children in his garden. There are many birds and flowers, too.

The farmer is happy because it is spring again.

"It's your garden now, children." he says.

They're happy and he's not selfish now.

18- Draw a line under the verb "to be".

---



---



---

19- Read the passage and answer the questions.

1. What is lovely?

---

2. What's the farmer like?

---

3. Are there any flowers and birds after building a wall?

---



4. What is there on the wall?

---

5. What are there in the garden when the children go and play in it?

---

6. Who is happy?

---

7. Is he selfish now?

---

8. The children are selfish.

True

False



9. The farmer finds a hole in the wall.




10. The farmer is happy because it is ..... again.

- a) fall       b) summer       c) spring       d) winter

11. The farmer builds a \_\_\_\_\_ around the garden.

- a) gate       b) wall       c) fence       d) door



language melody

1. He's very kind. ↘
2. She's very patient. ↘
3. You are very clever. ↘
4. Everybody likes her. ↘
5. I do my homework. ↘
6. She works for a company. ↘

همان طور که ملاحظه می‌شود، آهنگ کلام در جملات خبری مثبت، افتان است.

