



Let's learn

در درس سوم آموختید که چگونه با استفاده از **Do** و **Does** یک جملهٔ حال ساده را به یک جملهٔ پرسشی **No / Yes** تبدیل کنید.

I recite the Holy Quran. → **Do you recite the Holy Quran?**

Sara cooks food at home → **Does Sara cook food at home?**

این گونه سؤالات که با **Do** و **Does** آغاز می‌شوند، سؤالات **Yes / No** هستند. اما نوع دیگری از سؤالات نیز وجود دارند که با یک کلمهٔ پرسشی آغاز می‌شوند. این سؤالات را **WH** می‌نامیم به این دلیل که در بیشتر موارد دو حرف ابتدایی کلمات پرسشی **WH** است.

What: چه چیزی

Who: چه کسی

Where: کجا

When: چه وقت

Why: چرا

How: چطور

What time: چه ساعتی

What day: چه روزی

What color: چه رنگی

با دقت در تبدیل جملهٔ خبری به جملهٔ پرسشی **Wh** می‌توانید به روش ساختن جملات سؤالی پی ببرید.

I need a carpet. → **What do you need?**

They go to the Zoo. → **Where do they go?**

She cleans the room on Mondays. → **When does she clean the room?**

همان‌طور که می‌بینید ابتدا کلمه پرسشی **WH** در اول سؤال قرار می‌گیرد.

اکنون جمله را به حالت سؤالی تبدیل کنید و در پایان موضوعی را که کلمه پرسشی **WH** در مورد آن سؤال می‌پرسد، از سؤال حذف کنید. برای پاسخ‌گویی به سؤالات کافی است مراحل سؤالی شدن را برعکس کنیم:

When do they come? → They come at 8:00.



قیدهای تکرار: کلماتی هستند که میزان تکرار کاری را بیان می‌کنند.

من همیشه به مادرم کمک می‌کنم. رضا بعضی وقتها به کتابخانه می‌رود.

تعدادی از قیدهای تکرار در انگلیسی عبارت‌اند از:

never: هرگز

always: همیشه

often: اغلب

usually: معمولاً

sometimes: بعضی وقتها

خب حالا ببینیم قیدهای تکرار در کجای جمله قرار می‌گیرند.

I help my mother. (always) → I always help my mother.

فعل اصلی

Reza goes to the library. (usually) → Reza usually goes to the library.

فعل اصلی



I. Reading and Writing

A Color the different word in each group.

در هر گروه از کلمه‌ها، کلمه ناهماهنگ را رنگ کنید.

- envelope stamps sometimes postcard
- gas station postman fire fighter police officer
- wake up emergency get on get off
- school post office fire station employee
- often cheap never always

B Read and check.

بخوانید و انتخاب کنید.

- A** What's your favorite job?

B I like to be an

a) office b) employee c) information
- A** Where can I get a

B At the post office.

a) stamp b) ticket c) taxi
- A** Is there an ATM near here?

B Yes, you can money fast.

a) get off b) take out c) put out
- A** Why is your father the best fire fighter?


B Because he always people's lives.

a) calls b) asks c) saves


C Look, choose and write.

نگاه کنید، انتخاب کنید و بنویسید.


get on a bus - take out money - ask the information desk -
call the emergency - put out fire - get off a taxi




a.




b.



c.



d.



e.



f.

D Unscramble the sentences and make a conversation.

جمله‌های درهم‌ریخته را مرتب کنید و مکالمه بسازید.

- 1. My name's Mary. A
- 2. Ok. I can take you home. B
- 3. Near the post office. A
- 4. Excuse me sir! I'm lost. B
- 5. Thank you sir. A
- 6. Don't worry! What's your name? B
- 7. Where do you live? A

E Complete the conversation with the given words.

با استفاده از کلمه‌های داده‌شده مکالمه را کامل کنید.

hard - shifts - favorite - start - policeman - help

- A** What's your job?
- B** I like to be a
- A** Is it a job?
- B** Yes, it is, but I like to people.
- A** What time does this job every day?
- B** I think it's on

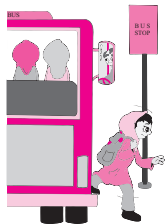
F Look and write.

نگاه کنید و بنویسید.

Example: My sister


sends an email every day.

1. She always carefully.



2. He to work.



3. Mike usually







4. Sara sometimes,



G Fill in the blanks.

با توجه به تصویر حروف جاافتاده را بنویسید.



H Put the words in correct order to make sentences.

کلمات بهم ریخته را مرتب کنید.

1. start / your / when / school / does / ?

..... ?

2. English / does / she / why / learn / ?

..... ?

3. wake up / your father / what time / every day / does / ?

..... ?

4. her E-ticket / always / around the corner / Sara / recharges / .

..... .

5. often / an e-mail / my brother / to / sends / his friends / .

..... .



I Make questions according to the underlined part.

با توجه به قسمت‌هایی که زیر آن‌ها خط کشیده شده، سؤال مناسب بسازید.

Example: Question: What time do you usually study?

Answer: I usually study at 4 in the afternoon.

- Q ?
A Bob works in the gas station.
- Q ?
A Alice always goes to school by bus.
- Q ?
A I often study my lessons every day.
- Q ?
A They usually wake up at 7 in the morning.
- Q ?
A I like my job because it's great.

J Read and answer about yourself

بخوانید و در مورد خودتان پاسخ دهید.

- Your friend:** What time do you usually wake up?
You:
- Your friend:** How do you often come to school?
You:
- Your friend:** What time does your break start at school?
You:
- Your friend:** Why do you learn English?
You:
- Your friend:** Where do you often go on holidays?
You:

K Read and choose true or false.

متن زیر را بخوانید و درستی یا نادرستی جمله‌های داده‌شده را مشخص کنید.

My father likes to help people. He works at the police station. He always saves people's lives. He sometimes wakes up at 6 in the morning because he works on shifts, but my mother always wakes up at 6. She works in an office. Her job isn't easy. She usually works in her office from 8 A.M. to 3 P.M. and she works at home after the office a lot. She does the housework. I like my mother and father a lot.

1. My father doesn't like his job. ()
2. My mother is an employee. ()
3. My mother works on shifts. ()
4. My mother's job is hard. ()

L Find the key words of the lesson.

کلمات داده‌شده در جدول را پیدا کنید.

noun	verb	adjective	adverb
account	save	cheap	sometimes
emergency	hire	lost	never
postcard	put out	fast	often
information	recharge	best	
job	worry	easy	
	see	hard	
	lost	favorite	

p	u	t	o	u	t	j	o	b	e	i
o	f	t	e	n	l	o	s	t	a	n
s	o	m	e	t	i	m	e	s	s	f
t	f	c	m	a	w	n	f	r	y	o
c	a	h	e	c	o	e	a	e	h	r
a	v	e	r	c	r	v	s	c	a	m
r	o	a	g	o	r	e	t	h	r	a
d	r	p	e	u	y	r	b	a	d	t
f	i	h	n	n	t	s	e	r	s	i
i	t	i	c	t	a	e	s	g	a	o
r	e	r	y	o	k	n	t	e	v	n
e	y	e	m	n	e	d	a	s	e	e





II. Listening

A Listen and check (✓) the correct picture.

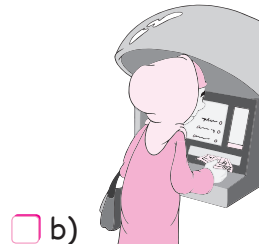
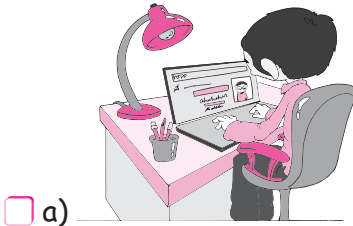
Track 11

گوش کنید و تصویر صحیح را علامت (✓) بزنید.



1.



2.



3.



B Listen and check (✓).

Track 12

گوش کنید و گزینه درست را (✓) بزنید.

1. a) What does Jack do?

b) Where does Jack go?

2. a) When do you go to work?

b) Where do you work?

3. a) When is the break?

b) Where is the bank?



C Listen and complete.

Track 13

گوش کنید و کامل کنید.

1. A Where does he work?
B He works in a
2. A How do you come to school?
B I
3. A Who is that man?
B He's a

» III. Speaking

A Look at the pictures and talk with your classmates about services (use the model and the words given)

به تصاویر نگاه کنید و با همکلاسی‌هایتان در مورد خدمات و سرویس‌های مختلف صحبت کنید. (از نمونه ارائه‌شده و کلمات داده‌شده استفاده کنید.)



Sara



Tom




Father



Mother



brother



Ali

You can use:

A: What's Sara's job?
B: She's an employee.
A: Where does she work?
B: She works in a bank.

employee - bank - firefighter - fire station
taxi driver - Main street - receptionist -
hotel - postman - post office - policeman -
police station



B

Go around the class. Make a list by asking five classmates for their ideas about their favorite job and their reasons (use the model.)

نزد هم کلاسی‌هایتان بروید و نظر آن‌ها را در مورد شغل مورد علاقه‌شان و دلیلی که به آن علاقه دارند پرسید و جدول را کامل کنید. (از نمونه ارائه‌شده استفاده کنید.)

You can use

You: What's your favorite job?

Your classmate: I like to be a policewoman.

You: Why do you like it?

Your classmate: Because I can help people.

classmate's name	Idea	
	job	reason
Example: Elisa	Policewoman	help people
1.		
2.		
3.		
4.		
5.		

C

Study the chart, then cover it and Say 5 expressions about services and 5 expressions about places

جدول زیر را مطالعه کنید و سپس بدون نگاه کردن به آن‌ها پنج اصطلاح در مورد سرویس و خدمات و پنج اصطلاح در مورد مکان‌ها بگویید.

expressions		
favorite job	post office	put out the fire
open an account	near here	hire a taxi
call the emergency	best friend	round the corner
gas station	send an email	on Main street





D Make a conversation with your partner (as a pairwork) about different services (use the model).

با هم گروهی‌تان مکالمه‌ای در مورد خدمات مختلف بسازید (از نمونه ارائه‌شده استفاده کنید).

You can use

1. About a bank

- A** Excuse me. Can you help me please?
- B** What can I do for you?
- A** I want to open an account, where's the bank near here?
- B** It's just round the corner.
- A** What time does it open?
- B** It always opens at 8.
- A** What time does it close?
- B** At 2.
- A** Thank a lot.

- Now continue about
- 2. a post office
 - 3. a police station
 - 4. a gas station
 - 5. a bus station
 - 6.